



Overall View



Current Ceiling Material

The current ceiling is composed of panels constructed of strips of wood approximately $\frac{3}{4}$ " wide and $\frac{1}{4}$ " thick laid side by side and covered on both sides with a heavy paper-like material. These panels are nailed to wooden furring strips which are supported by the earlier ceiling materials.


Paper-like material



Top View of Panel



Furring Strip to Support Panel



Edge View of Panel

Painted Tin Ceiling

At some time the ceiling was covered with a corrugated tin material that was painted gray as shown in the photo at the right.



This ceiling was supported by wooden furring strips that were then covered by metal trim. The sides of the metal trim were painted gray to match the ceiling color, and the bottom of the metal trim was painted a light brown/tan color.

Original Ceiling?

The picture to the right shows what might be the original plaster ceiling. The plaster is applied to lath strips running East/West in the ceiling.

Original Plaster Ceiling

Lath Strips



The picture on the left expands the above view and reveals a long-hidden detail painted into the original ceiling. The extent of this painted detail is unknown at this time.